



ANNUAL REPORT

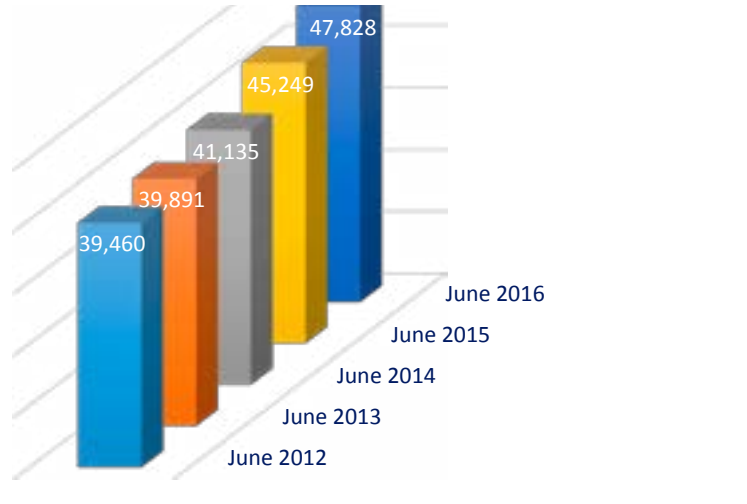
2015 - 2016



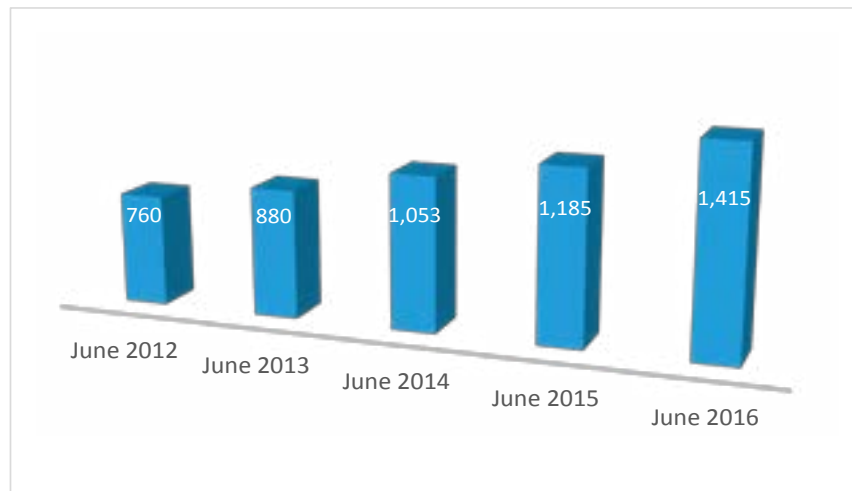


Statistics at a Glance

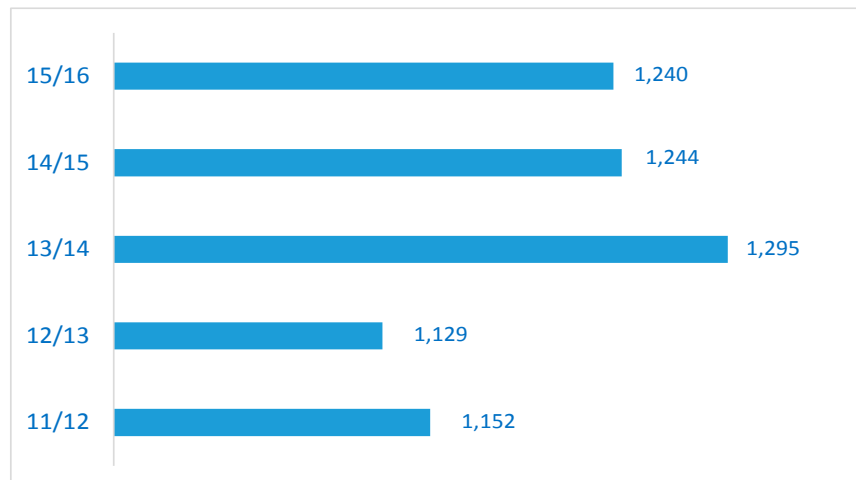
Five-Year Comparison of Total Active Licensees and Certificate Holders



Five-Year Comparison of Total Active Advanced Practice Registered Nurses



Five-Year Comparison of Graduates from Nevada Nursing Programs





Licensure and Certification Statistics

	RN	LPN	CNA
Average age	45	45	37

	RN	LPN	CNA
Licenses or certificates issued in FY 15/16			
By examination (new and foreign graduates)	1,053	141	1,105
By endorsement (from another state)	3,162	354	507

Active licensee/certificate holders by county of residence							Total
	*APRN	*CRNA	*EMS/RN	RN	LPN	CNA	Active
Carson City	25	1	1	538	46	283	894
Churchill	4	5	1	165	23	75	273
Clark	794	71	70	16,604	2,562	5,561	25,662
Douglas	27	1	4	382	30	105	549
Elko	17	6	5	269	24	155	476
Esmeralda	0	0	0	1	0	0	1
Eureka	0	0	0	0	1	0	1
Humboldt	6	2	9	84	6	71	178
Lander	3	0	4	30	5	32	74
Lincoln	1	0	0	20	3	14	38
Lyon	6	0	5	272	51	232	566
Mineral	0	0	0	13	5	45	63
Nye	3	1	7	152	48	139	350
Pershing	1	0	0	24	5	31	61
Storey	2	0	0	19	2	5	28
Washoe	289	6	39	4,603	338	1,346	6,621
White Pine	2	1	0	46	14	39	102
Out of State	235	53	47	10,695	459	402	11,891
TOTAL	*1,415	*147	*192	33,917	3,622	8,535	47,828

*These certification types are included in RN total

Five-year comparison of total active licensees/certificate holders				
June '12	June '13	June '14	June '15	June '16
39,460	39,891	41,135	45,249	47,828

APRN Licensure Statistics



ANNUAL REPORT
2015-2016

Active

Advanced Practice Registered Nurses
on June 30, 2016 - **1,415**

Active APRNs by county of residence and practice specialty

	Acute Care	Fam Prac	Peds	Ob/Gyn	Wom Hlth	Adult	Neo	Fam Plan	Mid-Wife	Psych	Geri	Ent	Clinic Spec	Total
Carson City		17	1		3	1	1	1	1					25
Churchill		2								1	1			4
Clark	12	551	35	16	35	70	15	2	12	26	10	1	9	794
Douglas		21			1	3		1	1					27
Elko	1	10		2	1				1	1			1	17
Esmeralda														0
Eureka														0
Humboldt		6												6
Lander		3												3
Lincoln		1												1
Lyon		5	1											6
Mineral														0
Nye		2						1						3
Pershing		1												1
Storey		1											1	2
Washoe	8	220	9	3	6	12	5	2	11	9			4	289
White Pine		1			1									2
Out of State	3	150	8	1	5	36	3	2	6	19	1		1	235
TOTAL	24	991	54	22	52	122	24	9	32	56	12	1	16	1,415

Dual certifications are tallied under the broadest of the two specialties

Five-year comparison of total active APRNs

June '12	June '13	June '14	June '15	June '16
760	880	1,053	1,185	1,415